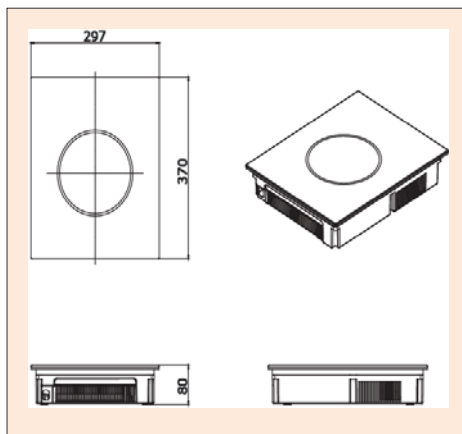
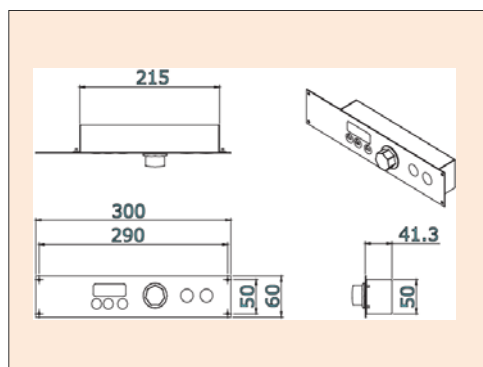


TABLE DROP-IN



* Metal Case/EMC



DESCRIPTION								
Part No.		NBKW-E						
Operating Voltage		220/240V ,			50/60Hz 1PH			
Power Consumption		Max Output:			400W			
Amperage		Total:			2A			
Heating Power Setting		Warming:			7 Steps			
		Cooking:			N/A			
Dimension (mm)		Product: 297*370*80 ,			Packing: 350*425*165			
Weight		6						
Control Method		Separate panel with encoder/ button						
Product Type		Built-in						
Cookware Diameter		Min: Ø 130 mm ,			Max: Ø 240 mm			
Loadable Weight (kg)		Max. 30						
Main Function		Level 1	Level 2	Level 3	Level 4	Level 5	Level 6	Level 7
		35℃	40℃	50℃	60℃	70℃	80℃	90℃
		■ Safety						
		- Over-current indication: Error E1						
		- Over-voltage indication: Error E2 (above 260V)						
		- Low-voltage indication: Error E3 (below 180V)						
		- Product super-heating indication: Error E4 (internal temperature above 80℃)						
		- Top overheating indication: Error E6 (above 230℃)						
		■ Warming: H1 ~ H7 (35℃ ~ 90℃)						
		Specialized Warmer						
Comparison		Item	Induction (1 hole)			City Gas (1 hole)		
		kw	0.4			4.64		
		kcal/h	344.83			4000		
		kcal/h	310.347 (90% of efficiency)			2000 (50% of efficiency)		
After-Sales Service		1-year warranty (to be charged in case of consumer's negligence)						

IMPLEMENTATION

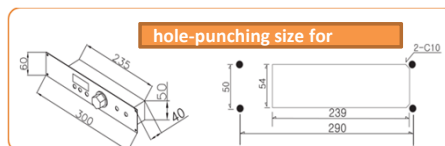
Application Examples

Product Use

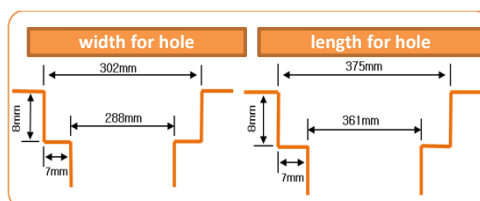
- For buffet etc. which needs to warm foods for long hours
- No dry-preventive water tray necessary in warming; enabling to diversity chafing dishes; convenient property management
- Realizing extremely low temperature for chocolate melting, cheese melting etc.
- Digitalized/ Manualized temperature control scheme for each different menu
- Excellent warming function without worry about foods getting burned or cold
- Accommodating various kinds of cookware
- No burden of electricity expansion even in case of mass installation/operation of units

※ Remarks


1. Control Built-in



2. Table Built-in (in case of self-bending)



3. Hole-punching size for stainless guide (*guide sold separately)



* Please be advised that it's necessary to keep 10cm of distance from the front/rear side of the unit

www.dipoelec.com