

LADETINA®
PROFESSIONAL COFFEE MACHINE



www.coffeedz.com/en



大正集团
DAZHENG GROUP

" CREATE CHINESE COFFEE CULTURE &
ESTABLISH A CENTURY BRAND. "

Company Profile

Founded in 1996, Dazheng Group is the leading coffee equipment service provider which integrating manufacturing, sales and service. Dazheng Group is headquartered in Guangzhou. It has opened companies and service outlets in Shanghai, Beijing etc, and it is fully committed to exploring the international market and leading Chinese brands to the world.

Dazheng Group, based in China, going to the world. Create in Dazheng, and it connects to the world.



About Ladetina


In Jun. 2006, with the development of the market, Ladetina coffee machine production base - Guangzhou Linguang Electrical Machinery Co., Ltd. was founded in Panyu District, Guangzhou. It marked Dazheng Group formally entered into the semi-automatic coffee machine manufacturing field.

Ladetina had been developed into reliable supplier integrating R&D, production, brand customization, regional distribution. The good quality, high production efficiency and flexible order quantity are the critical factors to launch our coffee machine into the world.

Since Ladetina coffee brand launched into the market, the plant capacity continues to expand annually and yearly production is able to reach 10000 pieces in 2018.



DEVELOPMENT HISTORY



▲ MAMBA DESKTOP ESPRESSO COFFEE AND TEA MACHINE

Model: MK

Color: White.Red.Pink

Customizable color: Blue.Yellow.Black.
Orange.Silver.Rose red

Voltage: 220V/50-60HZ

Power: 3500W

Boiler capacity: 6.6L

Coffee extraction boiler: 1L

Size: 420x380x800mm

N.W.: 55kg

G.W.: 60kg

- ⊙ Desktop design to foster the communications between baristas & clients.
- ⊙ Multi-boiler system and PID technology configuration control heating frequency to ensure the temperature of each boiler to be accurate & stable.
- ⊙ Adjustable pre-infusion functions make complete extraction.
- ⊙ Improved steam nozzle makes latte art easier.
- ⊙ Splashproof touching screen enhances the interactions with machine.
- ⊙ Boiler heat preservation performance is excellent thus saving energy.
- ⊙ Automatic cleaning function, easy & convenient.
- ⊙ Three-stage heating system to ensure accurate extraction temperature setting.


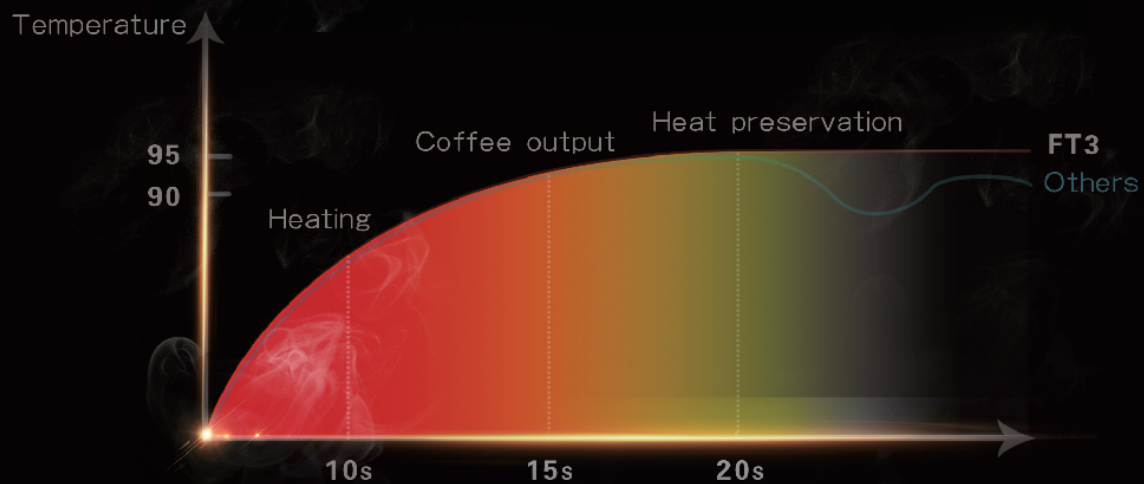


New Design Flagship Coffee Machine · FT3

Multi-Boilers System

Constant Temperature of Coffee and Tea Brewing

$\pm 0.5^{\circ}\text{C}$



FERRARI • FT3



- ① Multi-Boilers and Three-Stage Thermostatic Heating System
- ② PID Temperature Heating Control Technology
- ③ Multi-function LCD Display Setting
- ④ Adjustable steam control valve
- ⑤ "Cool-Touch" wand

Main parameters

FT3 ●●●●●	
Description:	Multi-boilers Espresso Coffee Machine
Voltage:	220V, 50/60 Hz
Power:	6200W
Boiler Capacity:	12L
Mirco-boiler Capacity:	1L*2
Boiler material:	Copper
Body Material:	304Stainless Steel +ABS
Hot water output:	30L/H
Coffee output:	240Cups/H
Size:	805*645*600mm
N.W.:	80KG
G.W.:	95KG





F1-2



F1-1



F1-3

Main parameters

Model No:	F1-1	F1-2	F1-3
Description:	Single Group Espresso Coffee Machine	2Groups Espresso Coffee Machine	3Groups Espresso Coffee Machine
Voltage:	220V/50-60Hz	220V/50-60Hz	220V/50-60Hz
Power:	2400W	3500W	4200W
Boiler capacity:	6L	12L	15L
Boiler material:	Copper	Copper	Copper
Hot water output:	14L/hour	30L/hour	50L/hour
Coffee output:	120cups/hour	240 cups/hour	360 cups/hour
Body material:	304 stainless steel + ABS	304 stainless steel + ABS	3304 stainless steel + ABS
Size:	595*645*600mm	805*645*600mm	1015*645*600mm
N.W.:	53kg	74kg	95kg
G.W.:	66kg	88kg	110kg
Color:	Red .Blue .Silver .Gold	Red .Blue .Silver .Gold	Red .Blue .Silver .Gold

T SERIES



T2



T1



T3

Main parameters

Model No:	T1	T2	T3
Description:	Single Group Espresso Coffee Machine	2 Groups Espresso Coffee Machine	3 Groups Espresso Coffee Machine
Voltage:	220V/50-60Hz	220V/50-60Hz	220V/50-60Hz
Power:	2400W	3500W	4200W
Boiler capacity:	6L	11L	15L
Boiler material:	304 stainless steel	304 stainless steel	304 stainless steel
Hot water output:	14L/hour	30L/hour	50L/hour
Coffee output:	120cups/hour	240 cups/hour	360 cups/hour
Body material:	304 stainless steel + baking painting	304 stainless steel + baking painting	304 stainless steel + baking painting
Size:	460*590*570mm	730*590*570mm	930*590*570mm
N.W.:	44kg	58kg	72kg
G.W.:	58kg	70kg	84kg
Color:	Red / Silver	Red / Silver	Red / Silver

▲ DZ SERIES



DZ-1



DZ-2

Main parameters

Model No:	DZ-1	DZ-2
Description:	Single Group Espresso Coffee Machine	2 Groups Espresso Coffee Machine
Voltage:	220V/50-60Hz	220V/50-60Hz
Power:	2400W	3500W
Boiler capacity:	6L	11L
Boiler material:	304 stainless steel	304 stainless steel
Hot water output:	14L/hour	30L/hour
Coffee output:	120cups/hour	240 cups/hour
Body material:	304 stainless steel + baking painting	304 stainless steel + baking finish
Size:	410*520*495mm	722*520*495mm
N.W.:	44kg	58kg
G.W.:	58kg	70kg
Color:	White . Blue . Red	White . Blue . Red

LE SERIES



LE-2



LE-1



LE-3

Main parameters

Model No:	LE-1	LE-2	LE-3
Description:	Single Group Espresso Coffee Machine	2 Groups Espresso Coffee Machine	3 Groups Espresso Coffee Machine
Voltage:	220V/50-60Hz	220V/50-60Hz	220V/50-60Hz
Power:	2400W	3500W	4200W
Boiler capacity:	6L	12L	15L
Boiler material:	Copper	Copper	copper
Hot water output:	14L/Hour	30L/hour	50L/hour
Coffee output:	120cups/hour	240 cups/hour	360 cups/hour
Body material:	304 stainless steel + baking painting	304 stainless steel + baking finish	304 stainless steel + baking finish
Size:	460*580*570mm	730*590*570mm	930*590*570mm
N.W.:	45kg	68kg	91kg
G.W.:	58kg	85kg	112kg
Color:	Red .Black . White	Red .Black . White	Red .Black . White

▲ LG SERIES



LG-1G Manual Control



LG-1S Electronic Control

Main parameters

Power: 2400W	Hot water output: 14L/Hour	Net weight: 32kgs
Voltage: 220V/50-60Hz	Coffee output: 120cups/Hour	Gross weight: 40.5kg
Body material: stainless steel	Boiler material: copper	Size: 345*470*500mm
Boiler capacity: 5L	Water Pump: Procon 200L/H	Solid State Relay: SSR-40DAHc

▲ E1 COMPACT ESPRESSO COFFEE MACHINE



- ◆ Mini size, save bar space, stable performance, meet different coffee requirements.
- ◆ Sub-boiler system with 5L stainless steel boiler, 110 cups per hour.
- ◆ Pre-infusion to keep the stability for continuous cups.
- ◆ Boiler insulation design, reducing heating frequency, energy saving and efficient.
- ◆ Configure automatic induction water pump, adapt to pressure and pressureless water source, independently set two sets of flow.
- ◆ Two high-precision pressure gauges for water pressure and air pressure.
- ◆ Over-temperature, over-pressure safety warning protection.



Description: E1 Compact Espresso Coffee Machine

Voltage: 220V/50-60HZ

Power: 2400W

Boiler Capacity: 5L

Body material: Galvanized sheet painted, mirrored stainless steel

Boiler material: Food grade stainless steel

Coffee output: 110 cups/hour

Size: 445*525*510 mm


N.W.: 32 kg

G.W.: 45 kg

Color: Red,White,Black,Blue,Yellow



GOLDEN ARCH EMBEDDED TWO-HEADS TEA EXTRACTOR



- ◆ Two-way operational design, increase customer interaction.
- ◆ Separate structure installation, greater flexibility, reduce bar opening restrictions.
- ◆ Pulsed tea extraction, six-stage pre-soaked water, free control of each section of water output, accurate water output to 1g.
- ◆ Special tea handle can adjust the capacity and pressure, using a special filter to make tea and tea soup automatically separated.
- ◆ T3 system configuration, three-stage heating constant heating system.
- ◆ PID temperature control technology, maintain temperature and balance, accurately control temperature fluctuation of 0.5 degrees.
- ◆ Multi-function smart touch screen, basically realize all functions of the machine.
- ◆ Can only protect the system, with operational error alarm settings.
- ◆ Brewing record system, consumables are visible.
- ◆ Can set automatic switch machine, automatic cleaning function, etc.



Description: Golden arch embedded two-head tea extractor
Model: GK-2
Conventional color: gold, white (Other colors can be customized)
Voltage: 220V/50Hz
Steam boiler: 11L
N.W.: 78kg

Power : 6200W
Hole size: 815*352mm
Extraction of boiler: 1L*2
Boiler material: stainless steel
Body material: ABS
G.W.: 98kg

V SERIES



- ◆ The operation board has brewing timer function.
- ◆ All buttons can set the brewing capacity.
- ◆ Up and down flip holder saved the operation space.
- ◆ With water level monitoring control system and heating indication.
- ◆ Plug in computer control system.
- ◆ Automatically shortage of water inspection system is to ensure anti-drying. Safety valve protection is against overpressure and high temperature.
- ◆ Hot water wand can supply hot water.
- ◆ Flexible steam nozzles designed for perfect milk foaming.



V1

Description: V1 Single Group Espresso Coffee Machine
 Color: White/black (Other colors can be customized)
 Voltage: 220V /50-60HZ
 Power: 2200W
 Boiler Capacity: 6.6L
 Boiler Material: 304# stainless steel
 Hot Water Output: 14L/h
 Coffee Output: 120 Cups/H
 Body material: 304# stainless steel
 N.W.: 50.5KG
 G.W.: 59KG
 Size: 480*527*545MM



V2

Description: V2 Groups Espresso Coffee Machine
 Color: White/black (Other colors can be customized)
 Voltage: 220V /50-60HZ
 Power: 3500W
 Boiler Capacity: 10.6L
 Boiler Material: 304# stainless steel
 Hot Water Output: 30L/h
 Coffee Output: 240 Cups/H
 Body material: 304# stainless steel
 N.W.: 67KG
 G.W.: 79KG
 Size: 738*527*545MM

GRINDER



740-Fully Automatic Tea Grinder



740-Fully Automatic Coffee Grinder

Color: Black . Red . Silver . White	Voltage: 220V/450W
Burr: 74MM	RPM: 1400Turning/Min
Powder speed: 8g/s	Net weight: 14KG
Size: 330*240*640MM	Capacity: 1.5KG

GRINDER



700AC-Quantitative Coffee Grinder



700AD-Quantitative Coffee Grinder

Voltage/Power: 220V/350W	Hopper: 12KG
RPM: 1350Turnings/Min	Burr: Flat/64MM
Net Weight: 12.5KG	Size: 385*280*640MM

GRINDER



600AB-Manual Coffee Grinder



600AC-Manual Coffee Grinder

Voltage/Power: 220V/350W	Hopper: 1.2KG
RPM: 1350Turnings/Min	Burr: Flat/64MM
Net Weight: 12.7KG	Size: 420*275*605MM

DOUBLE BOILERS STEAM MILK FOAMING MACHINE

- ◆ **Quantitative temperature determination**
The temperature and water volume of boiling water can be adjusted independently, and the water output can reach 25L.
- ◆ **Steam can be fixed**
The steam is heated to the set temperature and stops automatically.
- ◆ **Standard Setting**
Three sets of parameters can be set for boiling water and steam, one key to standard output.
- ◆ **Touch screen manipulation**
The parameter settings are all displayed through the touch screen.
- ◆ **Double Boilers Configuration**
PID heating program, steam boiling water, different boiler supply.
- ◆ **Intelligent protection system**
Prevent overpressure to prevent excessive temperature and extend machine life.
- ◆ **Energy saving**
Stainless steel boiler with insulation cotton design to reduce heating frequency.

Model: DZ0916
Voltage: 220V/50-60HZ
Power: 5200W
Net weight: 21KG
Gross weight: 24kg
Boiler capacity: 7L*2
Size: 300X650X650mm
Material: 304S/S



STEAM MILK FOAMING MACHINE

- ◆ The smart touch screen displays the boiler temperature and heating status in real time, all functions can be controlled through the LCD screen.
- ◆ Setting the capacity of boiler water, steam temperature setting, suitable for different production formulas, easy to produce standard products.
- ◆ The flip cup holder is suitable for high and low cup type. When using the cup holder, the barista can do other things thus saving the time.
- ◆ PID automatic temperature control system therefore the boiler temperature is more accurate.
- ◆ User-friendly reminder design.Touch screen displays various status reminders to solve the operation errors.
- ◆ Multiple safety protection, including safety valve protection against overpressure and anti-drying.



Model: DZ0918-2/DZ0918-2
Voltage: 220V/50Hz
Power: 3000W
Net weight: 14KG
Pressure: 1.5Bar
Boiler capacity : 8L
Size: 300X300X500mm
Pcs/Ctn: 1 pcs



Model: DZ0906-1/DZ0906-2
Voltage: 220V/50Hz
Power: 3000W
Net weight: 12.5KG
Pressure: 1.5Bar
Boiler capacity: 8L
Size: 300X480X580mm
Pcs/Ctn: 1 pcs



Model: DZ0906-1S/DZ0906-2S
Voltage: 220V/50Hz
Power: 3000W
Net weight: 12KG
Pressure: 1.5Bar
Boiler capacity: 5L
Size: 300x480x450mm
Pcs/Ctn: 1 pcs

▲ DESKTOP SMART HOT WATER DISPENSER



- ◆ **Standard water output**
Water output, temperature and water flow can be set and adjusted.
- ◆ **Constantly flow of water and constantly temperature control**
Continuous water output is 1L, temperature control can reach $\pm 1^{\circ}\text{C}$.
- ◆ **Touch Screen Operation**
Data adjustment can be completed through the touch screen, real-time display of boiler water temperature.
- ◆ **Operating Protection System**
Touch the screen to wake up the system and click the button to get out of the water, to prevent water droplets or operating errors caused by burns.
- ◆ **Dual Mode Experience**
Desktop and embedded dual mode switch, seamless fit for a variety of experience scenarios.

Description: LEHEHE 326 Unlimited Smart Hot water dispenser

Model No.: LHH0918-1A

Voltage: 220V

Power: 3500W

Boiler Material: Food-grade stainless steel

Boiler Capacity: 8L

Tap Size: 430*390*350mm

Body Size: 345*210*610mm

Hole size: 312*160mm





GUANGZHOU DAZHENG GROUP CO.,LTD

Guangzhou–Shanghai–Beijing–Chengdu–Shenzhen–Xi'an–Fuzhou–Wuhan–Chongqing–Taipei

Head office add:

Rm 201, Blk 3, Xiaojiao Complex Bldg, Yingbin Rd, Panyu Dist, Guangzhou, China

Tel: +86 020 31129461 Fax: + 86 020 39989629 Email: info@coffeedz.com

www.coffeedz.com <https://dzgroup.en.alibaba.com/>